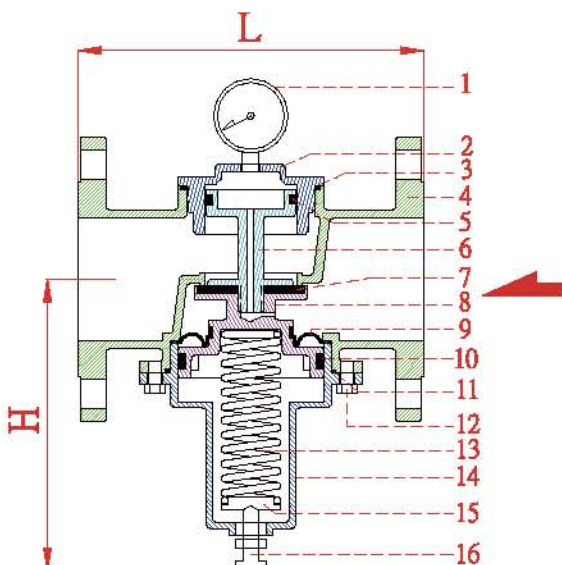
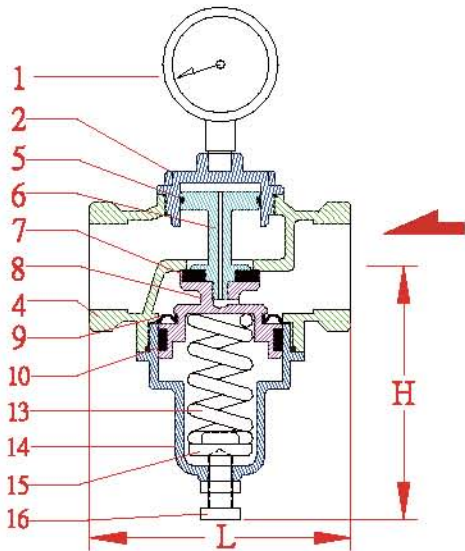




DIRECT-ACTIVATED PRESSURE SUSTAINING / BACK PRESSURE VALVE

- ▶ The whole set is made by stainless steel #316, and it is suitable for the fluid of pure water, acid & alkaline fluid, steam or air. Pressure needed from fully-closed gate to fully-opened gate: 1.5 kgf/cm².
- ▶ Back pressure valve can maintain required pressure.
- ▶ Design of piston and diaphragm improves the inability of sustaining pressure and leakage.
- ▶ Back pressure chamber controls the valve gate and let gate respond, quickly and adjust pressure accurately.



- ▶ Pressure Adjusting Range : 1~5 kgf/cm²
(1 kgf/cm²=14.2 psi) 4~10 kgf/cm²
- ▶ Applied Temperature : -15~100°C
100~180°C (For steam)
- ▶ Valve Body Testing Pressure : 35 kgf/cm²
- ▶ Maximum Applied Pressure : 25kgf/cm²
- ▶ Pressure gauge indicates the sustaining pressure.
- ▶ Please cover steam pipelines with thermal materials

No	Part Name	Material
1	Gauge	Stainless Steel
2	Upper Cover	Stainless Steel 316
3	O-ring	NBR / Viton
4	Main Body	Stainless Steel 316
5	U-ring	NBR / Viton
6	Shaft	Stainless Steel 316
7	Sealing Spacer	NBR / Viton / Teflon
8	Seat	Stainless Steel 316
9	Diaphragm	CR/ EPDM/ Viton
10	UH-ring	NBR / Viton
11	O-ring	NBR / Viton
12	Fixed Bolt	Stainless Steel 304
13	Spring	Spring Steel
14	Lower Cover	Stainless Steel 316
15	Washer	Brass
16	Adjusting Stem	Stainless Steel 304

(Thread End)

Item No	Size	H(mm)	L(mm)	Weight(kg)	CV
RFT15-S	1/2"	80	70	0.8	2.4
RFT20-S	3/4"	105	85	0.9	9.0
RFT25-S	1"	105	92	1.0	11.0
RFT40-S	1.5"	130	115	2.2	21.0
RFT50-S	2"	130	120	3.1	25.0

(Flange End)

Item No	Size	H(mm)	L(mm)	Weight(kg)	CV
RFF15-S	1/2"	85	150	2.0	2.4
RFF20-S	3/4"	105	150	2.8	9
RFF25-S	1"	105	150	3.5	11
RFF40-S	1.5"	130	190	5.9	21
RFF50-S	2"	130	190	6.5	25
RFF65-S	2.5"	185	210	11.5	75
RFF80-S	3"	185	225	12.0	80
RFF100-S	4"	230	250	19.0	120
RFF150-S	6"	290	310	45.0	250

► **Back Pressure (Sustaining) Valve:**

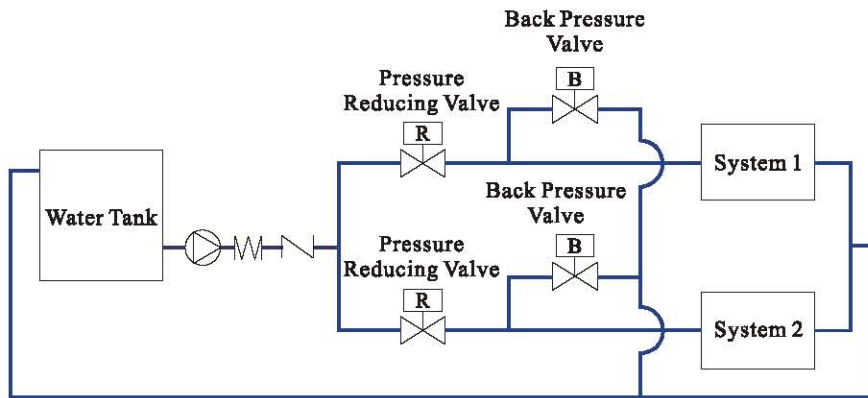
It's installed in branch pipe to maintain the stable pressure of fluid inside pipe. When pressure exceeds setting valve, it will automatically release over high pressure.

► **Pressure Relief Valve:**

It's installed in branch pipe. When pressure exceeds setting valve, valve gate will quickly and fully open to release pressure. As pipeline pressure goes down to certain level, valve gate will close slowly.

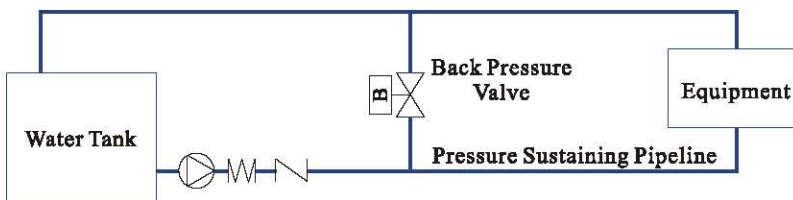
► **Applied condition of Back Pressure Valve:**

Example 1



© In different pressure systems of processing pipelines, installing back pressure valve can maintain required pressure of the systems and ensure safe uses of equipments after pressure reducing valve reduces pressure.

Example 2-



© Installing back pressure valve enables largest flow application and also stabilize pipeline pressure.

Flow Chart of Direct-activated Back Pressure Valve

